



UPSHUR COUNTY, TEXAS
AUDITOR'S REPORT
MONTHLY UNAUDITED FINANCIAL REPORT
FY 2022



For the Month Ended

August 31, 2022

FILED
TERRI ROSS
COUNTY CLERK
2022 SEP 15 PM 4:06
UPSHUR COUNTY, TX.
BY 
DEPUTY

**UPSHUR COUNTY, TEXAS
AUDITOR'S REPORT
MONTHLY UNAUDITED FINANCIAL REPORT
FY 2022**

TABLE OF CONTENTS

<u>Description</u>	<u>Dept. /Fund</u>	<u>Page</u>
Cover Letter		x
FY 22 Monthly Financial Highlights		xx
Table of Contents		xxx
 General Fund Revenues		 1
 General Fund Expenditures- Departments		
Commissioner Court	401	3
County Clerk	403	3
Emergency Management	406	3
Non-Departmental	409	3
Tele Communications	410	4
Computer	411	4
County Court	426	4
115 th District Court	435	5
District Clerk	450	5
Justice of the Peace # 1	451	5
Justice of the Peace # 2	452	6
Justice of the Peace # 3	453	6
Justice of the Peace # 4	454	6
District Attorney	476	6
Elections	490	7
County Auditor	495	7
County Treasurer	497	7
Tax Assessor	499	8
Appraisal District	505	8
County Buildings	510	8
Constable 1	551	8
Constable 2	552	9
Constable 3	553	9
Constable 4	554	9
County Sheriff	560	10

County Jail	565	10
Adult Probation	570	10
Juvenile Probation Board	574	11
Juvenile Probation	575	11
DPS	580	11
Road and Bridge	611	11
Right of Way	625	12
Allocations to Organizations	633	12
Indigent Health	642	12
County Library	650	12
Historical Commission	655	12
Extension Service	665	12
Waste Disposal	665	13
Insurance Fund	101	14
Pooled Cash Report		18

Upshur County Auditor

P.O. Box 730
Gilmer, TX 75644
(903) 843-4001
(903) 843-4818 fax



Connie Williams
County Auditor
Linda Sikes
Assistant Auditor
Greg Dodson
Assistant Auditor

September 9, 2022
County Judge Todd Tefteller
Commissioner Pct. 1 Gene Dolle
Commissioner Pct. 2 Dustin Nicholson
Commissioner Pct. 3 Michael Ashley
Commissioner Pct. 4 Jay Miller

Honorable Judge and Commissioners;

The unaudited Monthly Financial Report of Upshur County, Texas is attached for the period from August 1, 2022 through August 31, 2022. This report was prepared by the County Auditor in compliance with Chapter 114 of the Local Government Code.

The Monthly Financial Report is presented in five sections: Financial Highlights, Budget Report General Fund, Budget Report Insurance Fund, and the Pooled Cash Report.

This report provides a general overview of Upshur County finances at a specific point in the fiscal year. Questions concerning any of the information provided in this report or requests for additional information should be addressed to the County Auditor at the above listed address or via e-mail at connie.williams@countyofupshur.com.

Sincerely,

A handwritten signature in black ink, appearing to read "Connie Williams", is written over a horizontal line.

Connie Williams, Upshur County Auditor

**UPSHUR COUNTY, TEXAS
AUDITOR'S REPORT
MONTHLY UNAUDITED FINANCIAL REPORT**

FINANCIAL HIGHLIGHTS

As of August 31, 2022 we have 1 months or 8.3 % of the year remaining.

General Fund Revenue:

Eighty-five percent (85%) of the total general fund budgeted revenue comes from three categories, so it is critical that we stay on target in the following categories;

- **Current Taxes- FY 22 Budget \$ 10,118,800 which is 71% of total budget**

Through 08/31/2022 we have collected \$ 10.16 million or 40K more than budgeted. We should end the year approximately \$ 90K over budget.
- **County Sales Tax- FY 22 Budget \$ 1,400,000 which is 10% of total budget**

Through 08/31/2022 we have collected \$ 1.6 million or \$ 160K overbudget. We should end the year approximately \$ 300K over budget.
- **DMV and Tax Assessor Fees- FY 22 Budget \$ 830,000 which is 6% of total budget**

The Texas Comptroller remits a portion of the vehicle registration fee and the optional \$ 10 road and bridge fee to the County. Through 08/31/2022 we have collected \$ 982 K, thus we have exceeded budget by \$ 152K.

Contingency

We will have expended all of the General Contingency (\$ 197,741 by 9.30.22) as follows:

1. Increase departmental budgets of \$ 69,500 for gasoline (Sheriff's Office) and Constables.
2. Increase departmental budget \$ 48,000 for Jail food.
3. Increase departmental budget \$ 26,356 for Insurance (liability and workers comp).
4. Increase departmental budget \$ 21,000 for suspended District Clerk payout.

General Fund Expense:

- With the following exceptions, all departments are at or above 8.3% of their budget remaining:
 - Elections- The lease payment for the new elections equipment was paid in January.
 - Constables 1, 2, 3 and 4- funds for the purchase of the four (4) vehicles have been encumbered and purchase orders issued.
 - Library- total budget for Library materials is \$ 40,000. Through August 31, the library has expended 96% of total budget.

Insurance Fund

Insurance Claims and Prescriptions are well below expected levels through August.

Pooled Cash Report

Total Cash Balance in all accounts combined (excluding the Insurance Fund and School Funds) is \$ 19,159,644 of this amount \$ 12,440,019 belongs to the General Fund and \$ 6,719,625 belongs to our Dedicated Funds (Grants, CSCD, Juvenile Probation, and legally dedicated funds.)



Upshur County

Auditor's Budget Report Account Summary

For Fiscal: 2021-2022 Period Ending: 08/31/2022

	Current Total Budget	Period Activity	Fiscal Activity	Encumbrances	Variance Favorable (Unfavorable)	Percent Remaining
Fund: 100 - GENERAL FUND						
Revenue						
RevCategory: 30 - Property Taxes						
<u>100-300-3000</u> Current Taxes	10,118,800.00	66,127.25	10,157,743.40	0.00	38,943.40	100.38 %
<u>100-300-3010</u> Penalties & Interest	200,000.00	36,275.85	258,075.73	0.00	58,075.73	129.04 %
RevCategory: 30 - Property Taxes Total:	10,318,800.00	102,403.10	10,415,819.13	0.00	97,019.13	0.94 %
RevCategory: 31 - DMV Fees						
<u>100-310-3100</u> Motor Vehicle Registration	360,000.00	0.00	360,000.00	0.00	0.00	0.00 %
<u>100-310-3110</u> Auto R&B \$10 Fee	320,000.00	25,180.00	331,460.00	0.00	11,460.00	103.58 %
<u>100-310-3120</u> Tax Assessor's Portion	150,000.00	10,595.19	290,854.53	0.00	140,854.53	193.90 %
RevCategory: 31 - DMV Fees Total:	830,000.00	35,775.19	982,314.53	0.00	152,314.53	18.35 %
RevCategory: 32 - Other Taxes, Licenses & Permits						
<u>100-320-3200</u> County Sales Tax	1,400,000.00	162,144.74	1,559,463.92	0.00	159,463.92	111.39 %
<u>100-320-3210</u> Mixed Drink Tax	15,000.00	3,203.90	25,408.83	0.00	10,408.83	169.39 %
<u>100-320-3220</u> Bingo	0.00	0.00	0.00	0.00	0.00	0.00 %
<u>100-320-3230</u> Boat Licenses	3,500.00	289.30	5,208.51	0.00	1,708.51	148.81 %
<u>100-320-3231</u> Hunting & Fishing Licenses	0.00	0.00	0.00	0.00	0.00	0.00 %
<u>100-320-3240</u> Marriage Licenses	5,000.00	660.00	6,747.50	0.00	1,747.50	134.95 %
<u>100-320-3250</u> Waste Disposal Fees	5,000.00	495.75	4,867.50	0.00	-132.50	2.65 %
<u>100-320-3260</u> Game Room Permit Fees	0.00	4,000.00	11,000.00	0.00	11,000.00	0.00 %
RevCategory: 32 - Other Taxes, Licenses & Permit	1,428,500.00	170,793.69	1,612,696.26	0.00	184,196.26	12.89 %
RevCategory: 33 - State & Federal Funding						
<u>100-330-3300</u> Indigent Defense Grant	30,000.00	0.00	25,696.85	0.00	-4,303.15	14.34 %
<u>100-330-3301</u> SCAAP Grant	5,000.00	0.00	0.00	0.00	-5,000.00	100.00 %
<u>100-330-3304</u> TXDOT Grant	0.00	0.00	0.00	0.00	0.00	0.00 %
<u>100-330-3305</u> Capital Murder Trial Grant	0.00	0.00	0.00	0.00	0.00	0.00 %
<u>100-330-3306</u> Texas Historical Commission Grant	0.00	0.00	0.00	0.00	0.00	0.00 %
<u>100-330-3308</u> Homeland Security Grants	0.00	0.00	0.00	0.00	0.00	0.00 %
<u>100-330-3309</u> Disaster Grant Revenue	0.00	0.00	0.00	0.00	0.00	0.00 %
<u>100-330-3312</u> Gross Weight & Axle Fees	55,000.00	0.00	51,416.88	0.00	-3,583.12	6.51 %
<u>100-330-3313</u> Lateral Road	40,000.00	0.00	39,923.28	0.00	-76.72	0.19 %
<u>100-330-3314</u> Juror Reimb from State	4,000.00	1,904.00	7,276.00	0.00	3,276.00	181.90 %
<u>100-330-3315</u> Tobacco Settlement Funds	6,000.00	0.00	6,101.09	0.00	101.09	101.68 %
<u>100-330-3316</u> Salary Supplement County Judge	25,200.00	5,050.00	26,998.55	0.00	1,798.55	107.14 %
<u>100-330-3317</u> ETCOG Grant	0.00	0.00	0.00	0.00	0.00	0.00 %
<u>100-330-3318</u> FEMA Reimbursement	0.00	0.00	0.00	0.00	0.00	0.00 %
<u>100-330-3319</u> Unclaimed Capital Credits	0.00	0.00	0.00	0.00	0.00	0.00 %
<u>100-330-3320</u> DA State Appropriation	27,500.00	9,166.67	36,666.67	0.00	9,166.67	133.33 %
<u>100-330-3321</u> Other State Grant Revenue	0.00	0.00	0.00	0.00	0.00	0.00 %
<u>100-330-3324</u> Veterans' Transportation Grant	0.00	0.00	0.00	0.00	0.00	0.00 %
<u>100-330-3325</u> Chapter 19 Voter Registration Funding	0.00	1,013.02	2,734.02	0.00	2,734.02	0.00 %
<u>100-330-3326</u> DA State Supplement	0.00	0.00	0.00	0.00	0.00	0.00 %
<u>100-330-3327</u> Texas State Library Grant	0.00	0.00	0.00	0.00	0.00	0.00 %
<u>100-330-3328</u> SANE OAG State Funding	600.00	0.00	0.00	0.00	-600.00	100.00 %
<u>100-330-3329</u> Asst DA Longevity	6,000.00	360.00	1,380.00	0.00	-4,620.00	77.00 %
<u>100-330-3331</u> TX Historical Commission Master Plan Gra	0.00	0.00	0.00	0.00	0.00	0.00 %
RevCategory: 33 - State & Federal Funding Total:	199,300.00	17,493.69	198,193.34	0.00	-1,106.66	0.56 %
RevCategory: 34 - Reimbursements						
<u>100-340-3400</u> Out of County Prisoners	180,000.00	36,550.48	355,290.69	0.00	175,290.69	197.38 %
<u>100-340-3410</u> Prisoner Medical	12,000.00	1,215.12	14,490.16	0.00	2,490.16	120.75 %
<u>100-340-3420</u> Prisoner Phone	73,000.00	0.00	76,301.31	0.00	3,301.31	104.52 %

Auditor's Budget Report

For Fiscal: 2021-2022 Period Ending: 08/31/2022

	Current Total Budget	Period Activity	Fiscal Activity	Encumbrances	Variance Favorable (Unfavorable)	Percent Remaining
<u>100-340-3430</u> Resource Officers	355,303.76	25,378.86	274,937.65	0.00	-80,366.11	22.62 %
<u>100-340-3440</u> Marion County ProRata	14,145.00	1,457.25	15,861.48	0.00	1,716.48	112.13 %
<u>100-340-3450</u> Attorney Fees	27,000.00	2,964.13	29,223.02	0.00	2,223.02	108.23 %
<u>100-340-3460</u> Interpreter Fees Reimbursement	0.00	0.00	0.00	0.00	0.00	0.00 %
<u>100-340-3470</u> Insurance Recovery from Loss	50,000.00	0.00	25,246.52	0.00	-24,753.48	49.51 %
<u>100-340-3480</u> Restitution	0.00	0.00	0.00	0.00	0.00	0.00 %
<u>100-340-3490</u> Certified Mail Reimbursement	0.00	0.00	0.00	0.00	0.00	0.00 %
RevCategory: 34 - Reimbursements Total:	711,448.76	67,566.84	791,350.83	0.00	79,902.07	11.23 %
RevCategory: 35 - Fees & Fines						
<u>100-350-3500</u> County Judge Fee	600.00	92.00	940.00	0.00	340.00	156.67 %
<u>100-350-3501</u> Sheriff Fee	58,000.00	5,178.18	50,544.56	0.00	-7,455.44	12.85 %
<u>100-350-3502</u> County Clerk Fee	245,000.00	26,141.32	306,476.88	0.00	61,476.88	125.09 %
<u>100-350-3503</u> Vital Statistics Fee	2,000.00	275.00	2,608.00	0.00	608.00	130.40 %
<u>100-350-3504</u> Tax Assessor Collector Fee	62,000.00	10,596.61	95,985.21	0.00	33,985.21	154.81 %
<u>100-350-3505</u> District Attorney Fee	800.00	70.42	1,584.86	0.00	784.86	198.11 %
<u>100-350-3506</u> District Clerk Fee	68,400.00	5,501.00	51,969.52	0.00	-16,430.48	24.02 %
<u>100-350-3507</u> Jury Fees Fee	2,000.00	43.16	1,509.16	0.00	-490.84	24.54 %
<u>100-350-3508</u> Court Reporter Fees	10,000.00	1,240.58	14,244.00	0.00	4,244.00	142.44 %
<u>100-350-3509</u> Addl Court Cost T.C. 542.403	3,000.00	172.09	1,948.23	0.00	-1,051.77	35.06 %
<u>100-350-3510</u> JP Miscellaneous Fees	20,000.00	411.42	8,705.41	0.00	-11,294.59	56.47 %
<u>100-350-3515</u> Constable #1 Service Fees	5,000.00	1,346.00	7,615.60	0.00	2,615.60	152.31 %
<u>100-350-3516</u> Constable #2 Service Fees	3,200.00	550.00	7,400.00	0.00	4,200.00	231.25 %
<u>100-350-3517</u> Constable #3 Service Fees	5,000.00	500.00	6,646.00	0.00	1,646.00	132.92 %
<u>100-350-3518</u> Constable #4 Service Fees	4,000.00	450.00	7,150.00	0.00	3,150.00	178.75 %
<u>100-350-3519</u> Juvenile Probation Attorney Fees	500.00	17.00	367.00	0.00	-133.00	26.60 %
<u>100-350-3520</u> State Fee 10% Fee	12,800.00	0.00	13,240.31	0.00	440.31	103.44 %
<u>100-350-3521</u> Time Payment Fee - County 1/2	2,000.00	0.00	902.00	0.00	-1,098.00	54.90 %
<u>100-350-3523</u> Warrant Fees	24,000.00	1,045.44	21,266.60	0.00	-2,733.40	11.39 %
<u>100-350-3524</u> Judiciary Fund County	500.00	10.06	147.92	0.00	-352.08	70.42 %
<u>100-350-3525</u> District Court Fines	70,000.00	5,314.50	61,058.01	0.00	-8,941.99	12.77 %
<u>100-350-3526</u> Library Fines	1,120.00	128.25	918.00	0.00	-202.00	18.04 %
<u>100-350-3527</u> Justice of Peace #1 Fines	90,000.00	8,547.01	80,195.61	0.00	-9,804.39	10.89 %
<u>100-350-3528</u> Justice of Peace #2 Fines	50,000.00	3,949.04	42,748.27	0.00	-7,251.73	14.50 %
<u>100-350-3529</u> Justice of Peace #3 Fines	60,000.00	1,862.69	23,120.35	0.00	-36,879.65	61.47 %
<u>100-350-3530</u> Justice of Peace #4 Fines	25,000.00	1,960.72	26,134.13	0.00	1,134.13	104.54 %
<u>100-350-3531</u> County Court Fines	20,000.00	1,593.81	25,682.98	0.00	5,682.98	128.41 %
<u>100-350-3532</u> Bond Forfeitures	500.00	0.00	1,906.20	0.00	1,406.20	381.24 %
<u>100-350-3553</u> Truancy Court Cost \$50	500.00	492.88	4,672.08	0.00	4,172.08	934.42 %
<u>100-350-3554</u> Administrative Transaction Fees	2,500.00	217.57	2,053.91	0.00	-446.09	17.84 %
<u>100-350-3555</u> Omni Fees	1,000.00	244.54	2,925.03	0.00	1,925.03	292.50 %
<u>100-350-3556</u> County Speciality Court Acct	500.00	315.42	2,775.80	0.00	2,275.80	555.16 %
<u>100-350-3557</u> Book Replacement Fees	0.00	60.00	727.23	0.00	727.23	0.00 %
RevCategory: 35 - Fees & Fines Total:	849,920.00	78,326.71	876,168.86	0.00	26,248.86	3.09 %
RevCategory: 37 - Interest						
<u>100-370-3700</u> Interest	10,000.00	21,063.96	59,195.50	0.00	49,195.50	591.96 %
RevCategory: 37 - Interest Total:	10,000.00	21,063.96	59,195.50	0.00	49,195.50	491.96 %
RevCategory: 38 - Miscellaneous Revenues						
<u>100-380-3800</u> Sale of Assets	62,605.12	0.00	62,605.12	0.00	0.00	0.00 %
<u>100-380-3801</u> Donations	10,750.00	0.00	60,750.00	0.00	50,000.00	565.12 %
<u>100-380-3802</u> Royalties	2,000.00	424.38	4,134.70	0.00	2,134.70	206.74 %
<u>100-380-3805</u> Vending Machines	300.00	0.00	81.53	0.00	-218.47	72.82 %
<u>100-380-3820</u> Miscellaneous Revenue	20,000.00	2,448.81	35,949.46	0.00	15,949.46	179.75 %
RevCategory: 38 - Miscellaneous Revenues Total:	95,655.12	2,873.19	163,520.81	0.00	67,865.69	70.95 %

Auditor's Budget Report

For Fiscal: 2021-2022 Period Ending: 08/31/2022

	Current Total Budget	Period Activity	Fiscal Activity	Encumbrances	Variance Favorable (Unfavorable)	Percent Remaining
RevCategory: 39 - Transfers In						
<u>100-390-3999</u> Lease Proceeds - Other Financing Sources	0.00	0.00	0.00	0.00	0.00	0.00 %
RevCategory: 39 - Transfers In Total:	0.00	0.00	0.00	0.00	0.00	0.00 %
Revenue Total:	14,443,623.88	496,296.37	15,099,259.26	0.00	655,635.38	4.54 %
Expense						
Department: 401 - Commissioner's Court						
<u>100-401-1000</u> Salary Elected Official	177,990.48	14,732.54	162,057.94	0.00	15,932.54	8.95 %
<u>100-401-1200</u> Salary Regular Employee	30,197.20	2,516.44	27,680.84	0.00	2,516.36	8.33 %
<u>100-401-1400</u> Longevity	720.00	60.00	660.00	0.00	60.00	8.33 %
<u>100-401-1900</u> Salary Supplements	25,200.00	2,100.00	23,100.00	0.00	2,100.00	8.33 %
<u>100-401-1960</u> Leave Time / Excess Comp Paid	1.00	0.00	0.00	0.00	1.00	100.00 %
<u>100-401-2200</u> FICA Taxes	17,909.31	1,443.44	15,877.84	0.00	2,031.47	11.34 %
<u>100-401-2300</u> Retirement Match	19,810.28	1,777.86	17,932.02	0.00	1,878.26	9.48 %
<u>100-401-3010</u> Office Supplies	400.00	0.00	14.45	0.00	385.55	96.39 %
<u>100-401-4230</u> Bonds	0.00	0.00	50.00	0.00	-50.00	0.00 %
<u>100-401-4490</u> Legal Ads & Notices	1,500.00	0.00	195.75	0.00	1,304.25	86.95 %
<u>100-401-4502</u> Educational Expense	8,000.00	0.00	7,214.78	0.00	785.22	9.82 %
<u>100-401-4600</u> Assoc & Organization Dues	2,900.00	0.00	2,761.00	0.00	139.00	4.79 %
Department: 401 - Commissioner's Court Total:	284,628.27	22,630.28	257,544.62	0.00	27,083.65	9.52 %
Department: 403 - County Clerk						
<u>100-403-1000</u> Salary Elected Official	45,942.48	3,828.54	42,113.94	0.00	3,828.54	8.33 %
<u>100-403-1200</u> Salary Regular Employee	114,920.00	8,958.66	100,262.19	0.00	14,657.81	12.75 %
<u>100-403-1300</u> Part Time Employees	0.00	0.00	0.00	0.00	0.00	0.00 %
<u>100-403-1400</u> Longevity	1,822.00	96.00	1,102.00	0.00	720.00	39.52 %
<u>100-403-1960</u> Leave Time / Excess Comp Paid	1.00	0.00	2,746.24	0.00	-2,745.24	274,524.00 %
<u>100-403-2200</u> FICA Taxes	12,445.44	962.35	10,831.73	0.00	1,613.71	12.97 %
<u>100-403-2300</u> Retirement Match	13,766.45	1,180.10	12,159.72	0.00	1,606.73	11.67 %
<u>100-403-3010</u> Office Supplies	8,000.00	673.49	7,038.61	405.00	556.39	6.95 %
<u>100-403-3035</u> Remote Birth Certificates	2,400.00	219.60	1,804.38	0.00	595.62	24.82 %
<u>100-403-3095</u> Books & Publications	250.00	0.00	0.00	0.00	250.00	100.00 %
<u>100-403-4230</u> Bonds	332.00	0.00	332.00	0.00	0.00	0.00 %
<u>100-403-4502</u> Educational Expense	3,500.00	-689.93	1,442.26	0.00	2,057.74	58.79 %
<u>100-403-4570</u> Local Travel Reimbursement	50.00	0.00	0.00	0.00	50.00	100.00 %
<u>100-403-4600</u> Assoc & Organization Dues	245.00	0.00	125.00	0.00	120.00	48.98 %
Department: 403 - County Clerk Total:	203,674.37	15,228.81	179,958.07	405.00	23,311.30	11.45 %
Department: 405 - Veterans						
<u>100-405-7000</u> VETERANS TRANSPORTATION GRANT	0.00	0.00	0.00	0.00	0.00	0.00 %
Department: 405 - Veterans Total:	0.00	0.00	0.00	0.00	0.00	0.00 %
Department: 406 - Emergency Management						
<u>100-406-1300</u> Part Time Employee	20,200.00	1,683.34	18,516.74	0.00	1,683.26	8.33 %
<u>100-406-1960</u> Excess Comp	1.00	0.00	0.00	0.00	1.00	100.00 %
<u>100-406-2200</u> FICA Taxes	1,545.38	128.76	1,416.36	0.00	129.02	8.35 %
<u>100-406-2300</u> Retirement Match	1,709.41	154.20	1,555.26	0.00	154.15	9.02 %
<u>100-406-3200</u> Gasoline	500.00	74.35	149.35	0.00	350.65	70.13 %
<u>100-406-3420</u> Vehicle Repair & Maintenance	0.00	0.00	0.00	0.00	0.00	0.00 %
<u>100-406-3430</u> Equipment Repair & Maintenance	2,500.00	0.00	1,764.40	0.00	735.60	29.42 %
<u>100-406-3485</u> COVID-19 Expenses	0.00	0.00	0.00	0.00	0.00	0.00 %
<u>100-406-3506</u> Travel/Meals/Mileage	0.00	0.00	0.00	0.00	0.00	0.00 %
<u>100-406-4495</u> Contracted Services	0.00	0.00	0.00	0.00	0.00	0.00 %
<u>100-406-5500</u> Vehicles	0.00	0.00	0.00	0.00	0.00	0.00 %
<u>100-406-7000</u> Grant	0.00	0.00	0.00	0.00	0.00	0.00 %
<u>100-406-7002</u> COVID Payroll Contra	0.00	0.00	0.00	0.00	0.00	0.00 %
Department: 406 - Emergency Management Total	26,455.79	2,040.65	23,402.11	0.00	3,053.68	11.54 %
Department: 409 - Non-Departmental						
<u>100-409-1200</u> Payroll Accrual (use at FY end only)	0.00	0.00	-1,135.00	0.00	1,135.00	0.00 %
<u>100-409-1400</u> FY Raise	36,300.00	2,387.50	27,350.00	0.00	8,950.00	24.66 %

Auditor's Budget Report

For Fiscal: 2021-2022 Period Ending: 08/31/2022

	Current Total Budget	Period Activity	Fiscal Activity	Encumbrances	Variance Favorable (Unfavorable)	Percent Remaining
<u>100-409-1950</u> Leave Time Contingency	1.50	0.00	0.00	0.00	1.50	100.00 %
<u>100-409-2200</u> FICA Taxes	2,777.06	174.91	2,048.51	0.00	728.55	26.23 %
<u>100-409-2300</u> Retirement Match	3,071.83	218.68	2,332.03	0.00	739.80	24.08 %
<u>100-409-2400</u> Workers' Comp	98,000.00	-24.99	116,779.52	0.00	-18,779.52	-19.16 %
<u>100-409-2500</u> Unemployment Comp	15,000.00	609.68	16,326.52	0.00	-1,326.52	-8.84 %
<u>100-409-3015</u> Bank Fees	250.00	0.00	0.00	0.00	250.00	100.00 %
<u>100-409-3080</u> Postage	41,000.00	1,500.00	39,666.98	0.00	1,333.02	3.25 %
<u>100-409-3090</u> Post Office Box Rental	420.00	0.00	452.00	0.00	-32.00	-7.62 %
<u>100-409-3090</u> Post Office Box Rental	7,500.00	0.00	7,440.71	0.00	59.29	0.79 %
<u>100-409-3502</u> Christmas Lights/Vulefest/Employee Lunch	1,000.00	0.00	120.00	0.00	880.00	88.00 %
<u>100-409-4010</u> Petit Jury	1,300.00	0.00	2,047.31	0.00	-747.31	-57.49 %
<u>100-409-4140</u> Omnibase JP Collection Services	37,800.00	0.00	34,000.00	0.00	3,800.00	10.05 %
<u>100-409-4160</u> Audit & Accounting Fees	0.00	0.00	0.00	0.00	0.00	0.00 %
<u>100-409-4170</u> Legislative & Administrative Activities	49,000.00	10,150.00	44,355.00	0.00	-1,355.00	-3.15 %
<u>100-409-4175</u> Postmortem Expenses	221,000.00	0.00	227,250.00	0.00	-6,250.00	-2.83 %
<u>100-409-4200</u> Property & General Liability Insurance	22,560.00	1,622.52	22,751.33	0.00	-191.33	-0.85 %
<u>100-409-4410</u> Service Agreements	0.00	0.00	0.00	0.00	0.00	0.00 %
<u>100-409-4421</u> Game Room Inspections	0.00	0.00	0.00	0.00	0.00	0.00 %
<u>100-409-4492</u> Game Room Misc Expense	0.00	0.00	105.00	0.00	-105.00	0.00 %
<u>100-409-4495</u> Contracted Services	26,000.00	468.00	17,536.50	0.00	8,473.50	32.59 %
<u>100-409-4496</u> Lobbying	0.00	0.00	0.00	0.00	0.00	0.00 %
<u>100-409-4600</u> Assoc & Organization Dues	11,100.00	0.00	11,093.36	0.00	6.64	0.06 %
<u>100-409-4700</u> Lease Payments	0.00	0.00	0.00	0.00	0.00	0.00 %
<u>100-409-4811</u> Indigent Cemetery Costs	10,500.00	-795.00	4,901.00	0.00	5,599.00	53.32 %
<u>100-409-4955</u> Contingency	80,241.46	0.00	0.00	0.00	80,241.46	100.00 %
<u>100-409-4957</u> Capital Murder Contingency	245.82	0.00	0.00	0.00	245.82	100.00 %
<u>100-409-4958</u> Capital Improvement Contingency	60,000.00	3,005.00	20,304.05	13,000.00	26,695.95	44.49 %
<u>100-409-5400</u> Office Machines & Equipment	12,000.00	0.00	0.00	0.00	12,000.00	100.00 %
<u>100-409-5450</u> Furniture & Fixtures	2,000.00	0.00	199.98	0.00	1,800.02	90.00 %
<u>100-409-5500</u> Vehicles	0.00	0.00	0.00	0.00	0.00	0.00 %
<u>100-409-5700</u> Insured Items Replacement/Repair	50,000.00	1,952.33	16,473.28	0.00	33,526.72	67.05 %
Department: 409 - Non-Departmental Total:	783,067.67	21,268.63	612,388.08	13,000.00	157,679.59	20.14 %
Department: 410 - Tele Communications						
<u>100-410-4330</u> Local Telephone Service	80,000.00	6,801.67	73,379.74	0.00	6,620.26	8.28 %
<u>100-410-4335</u> Cell Phone Service	3,800.00	444.59	4,370.92	0.00	-570.92	-15.02 %
Department: 410 - Tele Communications Total:	83,800.00	7,246.26	77,750.66	0.00	6,049.34	7.22 %
Department: 411 - Computer						
<u>100-411-3010</u> Office Supplies	1,000.00	0.00	0.00	0.00	1,000.00	100.00 %
<u>100-411-4450</u> Software Maintenance	297,000.00	0.00	285,156.24	3,135.01	8,728.75	2.94 %
<u>100-411-4495</u> Contracted Services	59,600.00	8,000.00	48,000.00	0.00	11,600.00	19.46 %
<u>100-411-5200</u> Computer Equipment	60,000.00	203.96	42,531.51	2,395.92	15,072.57	25.12 %
<u>100-411-5250</u> Computer Software	8,000.00	0.00	942.53	0.00	7,057.47	88.22 %
Department: 411 - Computer Total:	425,600.00	8,203.96	376,010.28	5,530.93	44,058.79	10.35 %
Department: 426 - County Court						
<u>100-426-1200</u> Salary Regular Employee	38,041.60	3,170.14	34,179.90	0.00	3,861.70	10.15 %
<u>100-426-1400</u> Longevity	720.00	60.00	660.00	0.00	60.00	8.33 %
<u>100-426-1960</u> Leave Time / Excess Comp Paid	3,250.00	504.52	4,429.60	0.00	-1,179.60	-36.30 %
<u>100-426-2200</u> FICA Taxes	3,213.89	266.58	2,783.62	0.00	430.27	13.39 %
<u>100-426-2300</u> Retirement Match	3,555.02	342.10	3,300.16	0.00	254.86	7.17 %
<u>100-426-3010</u> Office Supplies	1,500.00	0.00	239.95	0.00	1,260.05	84.00 %
<u>100-426-3095</u> Books & Publications	400.00	201.00	290.00	0.00	110.00	27.50 %
<u>100-426-4010</u> Petit Jury	1,500.00	0.00	610.00	0.00	890.00	59.33 %
<u>100-426-4015</u> Sub Court Reporter	12,000.00	720.00	9,115.00	0.00	2,885.00	24.04 %
<u>100-426-4110</u> Senate Bill 7 Appointments	50,000.00	1,050.00	22,413.00	0.00	27,587.00	55.17 %
<u>100-426-4135</u> Court Costs & Services	12,500.00	1,882.50	11,796.20	0.00	703.80	5.63 %
<u>100-426-4145</u> Transcripts	0.00	0.00	0.00	0.00	0.00	0.00 %
<u>100-426-4502</u> Educational Expense	1,500.00	0.00	1,380.37	0.00	119.63	7.98 %
<u>100-426-4600</u> Association & Organizational Dues	200.00	0.00	200.00	0.00	0.00	0.00 %

Auditor's Budget Report

For Fiscal: 2021-2022 Period Ending: 08/31/2022

	Current Total Budget	Period Activity	Fiscal Activity	Encumbrances	Variance Favorable (Unfavorable)	Percent Remaining
<u>100-426-7002</u> COVID Payroll Contra	0.00	0.00	0.00	0.00	0.00	0.00 %
Department: 426 - County Court Total:	128,380.51	8,196.84	91,397.80	0.00	36,982.71	28.81 %
Department: 435 - 115th District Court						
<u>100-435-1100</u> Salary Appointed Official	70,598.00	5,883.18	64,714.98	0.00	5,883.02	8.33 %
<u>100-435-1200</u> Salary Regular Employees	68,170.40	5,455.88	60,014.68	0.00	8,155.72	11.96 %
<u>100-435-1300</u> Wages Part Time Employees	0.00	0.00	0.00	0.00	0.00	0.00 %
<u>100-435-1400</u> Longevity	756.00	68.00	688.00	0.00	68.00	8.99 %
<u>100-435-1960</u> Leave Time / Excess Comp Paid	0.00	0.00	0.00	0.00	0.00	0.00 %
<u>100-435-2200</u> FICA Taxes	10,673.62	851.48	9,361.62	0.00	1,312.00	12.29 %
<u>100-435-2300</u> Retirement Match	11,806.56	1,044.90	10,534.58	0.00	1,271.98	10.77 %
<u>100-435-3010</u> Office Supplies	1,500.00	0.00	231.47	0.00	1,268.53	84.57 %
<u>100-435-3090</u> Post Office Box Rental	72.00	0.00	84.00	0.00	-12.00	-16.67 %
<u>100-435-3095</u> Books & Publications	6,000.00	551.47	5,419.47	0.00	580.53	9.68 %
<u>100-435-3110</u> Uniforms & Accessories - Bailiff	300.00	0.00	287.74	0.00	12.26	4.09 %
<u>100-435-4010</u> Petit Jury	15,000.00	2,250.00	13,510.00	0.00	1,490.00	9.93 %
<u>100-435-4011</u> Grand Jury	7,500.00	1,200.00	7,070.00	0.00	430.00	5.73 %
<u>100-435-4013</u> Visiting Judge	1,000.00	94.30	282.90	0.00	717.10	71.71 %
<u>100-435-4015</u> Sub Court Reporter	6,000.00	350.00	2,760.00	0.00	3,240.00	54.00 %
<u>100-435-4110</u> Senate Bill 7 Appointments	200,000.00	17,992.70	127,554.53	0.00	72,445.47	36.22 %
<u>100-435-4120</u> Court Appointed Atty - Civil	200,000.00	12,030.50	148,523.46	0.00	51,476.54	25.74 %
<u>100-435-4125</u> Capital Murder Trial Expenses	35,754.18	24,385.99	35,140.17	0.00	614.01	1.72 %
<u>100-435-4135</u> Court Costs & Services	5,000.00	315.10	2,681.10	0.00	2,318.90	46.38 %
<u>100-435-4145</u> Transcripts	10,000.00	0.00	5,726.05	0.00	4,273.95	42.74 %
<u>100-435-4150</u> Juror Expenses	500.00	39.64	85.20	0.00	414.80	82.96 %
<u>100-435-4185</u> Psychological Evaluations	10,000.00	0.00	9,062.50	0.00	937.50	9.38 %
<u>100-435-4340</u> Dedicated Phone Line	0.00	0.00	0.00	0.00	0.00	0.00 %
<u>100-435-4495</u> Contracted Services	0.00	0.00	0.00	0.00	0.00	0.00 %
<u>100-435-4502</u> Educational Expense	3,000.00	0.00	498.00	0.00	2,502.00	83.40 %
<u>100-435-4520</u> Local Travel Reimbursement	100.00	0.00	0.00	0.00	100.00	100.00 %
<u>100-435-4600</u> Assoc & Organization Dues	4,600.00	0.00	4,570.06	0.00	29.94	0.65 %
Department: 435 - 115th District Court Total:	668,330.76	72,513.14	508,800.51	0.00	159,530.25	23.87 %
Department: 450 - District Clerk						
<u>100-450-1000</u> Salary Elected Official	45,942.48	3,828.54	42,113.94	0.00	3,828.54	8.33 %
<u>100-450-1200</u> Salary Regular Employee	143,552.00	11,670.49	123,629.25	0.00	19,922.75	13.88 %
<u>100-450-1250</u> Temporary District Clerk	0.00	0.00	0.00	0.00	0.00	0.00 %
<u>100-450-1400</u> Longevity	710.00	8.00	224.00	0.00	486.00	68.45 %
<u>100-450-1900</u> Salary Supplements	0.00	0.00	0.00	0.00	0.00	0.00 %
<u>100-450-1960</u> Leave Time / Excess Comp Paid	600.00	0.00	284.75	0.00	315.25	52.54 %
<u>100-450-2200</u> FICA Taxes	14,596.54	1,173.37	12,506.58	0.00	2,089.96	14.32 %
<u>100-450-2300</u> Retirement Match	16,145.88	1,420.46	13,922.54	0.00	2,223.34	13.77 %
<u>100-450-3010</u> Office Supplies	13,000.00	248.37	7,745.35	0.00	5,254.65	40.42 %
<u>100-450-3095</u> Books & Publications	200.00	0.00	0.00	0.00	200.00	100.00 %
<u>100-450-4230</u> Bonds	500.00	0.00	228.00	0.00	272.00	54.40 %
<u>100-450-4502</u> Educational Expense	2,200.00	0.00	1,037.35	0.00	1,162.65	52.85 %
<u>100-450-4520</u> Local Travel Reimbursement	0.00	0.00	0.00	0.00	0.00	0.00 %
<u>100-450-4600</u> Assoc & Organization Dues	200.00	0.00	125.00	0.00	75.00	37.50 %
<u>100-450-7002</u> COVID Payroll Contra	0.00	0.00	0.00	0.00	0.00	0.00 %
Department: 450 - District Clerk Total:	237,646.90	18,349.23	201,816.76	0.00	35,830.14	15.08 %
Department: 451 - Justice of the Peace #1						
<u>100-451-1000</u> Salary Elected Official	38,242.00	3,186.84	35,055.24	0.00	3,186.76	8.33 %
<u>100-451-1200</u> Salary Regular Employee	53,600.00	4,466.68	49,133.48	0.00	4,466.52	8.33 %
<u>100-451-1300</u> Wages Part Time Employees	0.00	0.00	0.00	0.00	0.00	0.00 %
<u>100-451-1400</u> Longevity	462.00	40.00	422.00	0.00	40.00	8.66 %
<u>100-451-1900</u> Salary Supplements	0.00	0.00	0.00	0.00	0.00	0.00 %
<u>100-451-1960</u> Leave Time / Excess Comp Paid	800.00	0.00	415.81	0.00	384.19	48.02 %
<u>100-451-2200</u> FICA Taxes	7,122.46	558.62	6,175.19	0.00	947.27	13.30 %
<u>100-451-2300</u> Retirement Match	7,878.46	704.74	7,139.28	0.00	739.18	9.38 %

Auditor's Budget Report

For Fiscal: 2021-2022 Period Ending: 08/31/2022

	Current Total Budget	Period Activity	Fiscal Activity	Encumbrances	Variance Favorable (Unfavorable)	Percent Remaining
<u>100-451-3010</u> Office Supplies	2,500.00	275.24	1,804.78	90.00	605.22	24.21 %
<u>100-451-4230</u> Bonds	250.00	0.00	0.00	0.00	250.00	100.00 %
<u>100-451-4502</u> Educational Expense	2,000.00	0.00	1,711.75	0.00	288.25	14.41 %
<u>100-451-4520</u> Local Travel Reimbursement	0.00	0.00	0.00	0.00	0.00	0.00 %
<u>100-451-4600</u> Assoc & Organization Dues	200.00	0.00	150.00	0.00	50.00	25.00 %
Department: 451 - Justice of the Peace #1 Total:	113,054.92	9,232.12	102,007.53	90.00	10,957.39	9.69 %
Department: 452 - Justice of the Peace #2						
<u>100-452-1000</u> Salary Elected Official	40,642.00	3,386.84	37,255.24	0.00	3,386.76	8.33 %
<u>100-452-1200</u> Salary Regular Employee	28,505.68	2,375.48	25,576.55	0.00	2,929.13	10.28 %
<u>100-452-1400</u> Longevity	306.00	28.00	280.00	0.00	26.00	8.50 %
<u>100-452-1960</u> Leave Time / Excess Comp Paid	100.00	0.00	0.00	0.00	100.00	100.00 %
<u>100-452-2200</u> FICA Taxes	5,320.86	418.90	4,566.41	0.00	754.45	14.18 %
<u>100-452-2300</u> Retirement Match	5,885.63	530.40	5,296.78	0.00	588.85	10.00 %
<u>100-452-3010</u> Office Supplies	2,500.00	79.05	690.79	0.00	1,809.21	72.37 %
<u>100-452-4230</u> Bonds	250.00	0.00	0.00	0.00	250.00	100.00 %
<u>100-452-4502</u> Educational Expense	1,915.00	0.00	755.00	0.00	1,160.00	60.57 %
<u>100-452-4520</u> Local Travel Reimbursement	0.00	0.00	0.00	0.00	0.00	0.00 %
<u>100-452-4600</u> Assoc & Organization Dues	285.00	0.00	60.00	0.00	225.00	78.95 %
Department: 452 - Justice of the Peace #2 Total:	85,710.17	6,818.67	74,480.77	0.00	11,229.40	13.10 %
Department: 453 - Justice of the Peace #3						
<u>100-453-1000</u> Salary Elected Official	38,242.00	3,186.84	35,055.24	0.00	3,186.76	8.33 %
<u>100-453-1200</u> Salary Regular Employee	27,400.00	2,283.34	25,116.74	0.00	2,283.26	8.33 %
<u>100-453-1300</u> Wages Part Time Employees	0.00	0.00	0.00	0.00	0.00	0.00 %
<u>100-453-1400</u> Longevity	30.00	4.00	26.00	0.00	4.00	13.33 %
<u>100-453-1960</u> Leave Time / Excess Comp Paid	1.00	0.00	0.00	0.00	1.00	100.00 %
<u>100-453-2200</u> FICA Taxes	5,023.98	405.88	4,463.25	0.00	560.73	11.16 %
<u>100-453-2300</u> Retirement Match	5,557.25	501.44	5,056.30	0.00	500.95	9.01 %
<u>100-453-3010</u> Office Supplies	2,000.00	325.44	1,244.49	77.14	678.37	33.92 %
<u>100-453-3095</u> Books & Publications	0.00	0.00	0.00	0.00	0.00	0.00 %
<u>100-453-4230</u> Bonds	250.00	0.00	0.00	0.00	250.00	100.00 %
<u>100-453-4502</u> Educational Expense	1,700.00	0.00	110.00	0.00	1,590.00	93.53 %
<u>100-453-4520</u> Local Travel Reimbursement	850.00	50.63	462.52	0.00	387.48	45.59 %
<u>100-453-4600</u> Assoc & Organization Dues	150.00	0.00	35.00	0.00	115.00	76.67 %
Department: 453 - Justice of the Peace #3 Total:	81,204.23	6,757.57	71,569.54	77.14	9,557.55	11.77 %
Department: 454 - Justice of the Peace #4						
<u>100-454-1000</u> Salary Elected Official	38,242.08	3,186.84	35,055.24	0.00	3,186.84	8.33 %
<u>100-454-1200</u> Salary Regular Employee	27,400.00	2,283.34	24,330.20	0.00	3,069.80	11.20 %
<u>100-454-1400</u> Longevity	132.00	12.00	120.00	0.00	12.00	9.09 %
<u>100-454-1960</u> Leave Time / Excess Comp Paid	500.00	0.00	0.00	0.00	500.00	100.00 %
<u>100-454-2200</u> FICA Taxes	5,069.97	404.42	4,392.47	0.00	677.50	13.36 %
<u>100-454-2300</u> Retirement Match	5,608.11	502.18	5,014.21	0.00	593.90	10.59 %
<u>100-454-3010</u> Office Supplies	2,000.00	0.00	331.93	0.00	1,668.07	83.40 %
<u>100-454-4230</u> Bonds	250.00	0.00	0.00	0.00	250.00	100.00 %
<u>100-454-4502</u> Educational Expense	2,300.00	0.00	460.39	0.00	1,839.61	79.98 %
<u>100-454-4520</u> Local Travel Reimbursement	0.00	0.00	0.00	0.00	0.00	0.00 %
<u>100-454-4600</u> Assoc & Organization Dues	255.00	0.00	245.00	0.00	10.00	3.92 %
<u>100-454-7002</u> COVID Payroll Contra	0.00	0.00	0.00	0.00	0.00	0.00 %
Department: 454 - Justice of the Peace #4 Total:	81,757.16	6,388.78	69,949.44	0.00	11,807.72	14.44 %
Department: 476 - District Attorney						
<u>100-476-1200</u> Salary Regular Employee	398,296.56	30,065.38	346,187.29	0.00	52,109.27	13.08 %
<u>100-476-1250</u> State Longevity	1,200.00	120.00	1,320.00	0.00	-120.00	-10.00 %
<u>100-476-1400</u> Longevity	3,290.00	256.00	2,846.00	0.00	444.00	13.50 %
<u>100-476-1650</u> Law Enforcement Taxable Travel Stipend	1.00	0.00	0.00	0.00	1.00	100.00 %
<u>100-476-1900</u> DA Supplements-State Appropriation	27,500.00	2,064.16	22,705.76	0.00	4,794.24	17.43 %
<u>100-476-1950</u> Elected DA Supplement	0.00	0.00	0.00	0.00	0.00	0.00 %
<u>100-476-1960</u> Leave Time / Excess Comp Paid	1.00	0.00	3,765.77	0.00	-3,764.77	376,477.00 %
<u>100-476-2200</u> FICA Taxes	32,917.07	2,376.48	27,683.80	0.00	5,233.27	15.90 %

Auditor's Budget Report

For Fiscal: 2021-2022 Period Ending: 08/31/2022

	Current Total Budget	Period Activity	Fiscal Activity	Encumbrances	Variance Favorable (Unfavorable)	Percent Remaining
<u>100-476-2300</u> Retirement Match	36,411.02	2,977.52	31,635.24	0.00	4,775.78	13.12 %
<u>100-476-3010</u> Office Supplies	8,000.00	2,243.75	6,059.19	167.60	1,773.21	22.17 %
<u>100-476-3095</u> Books & Publications	2,000.00	0.00	1,864.00	0.00	136.00	6.80 %
<u>100-476-3105</u> Investigative Expenses	11,969.00	359.00	3,676.74	75.00	8,217.26	68.65 %
<u>100-476-3200</u> Gasoline	2,000.00	194.42	2,097.04	0.00	-97.04	-4.85 %
<u>100-476-3420</u> Vehicle Repair & Maintenance	1,000.00	0.00	202.47	0.00	797.53	79.75 %
<u>100-476-4130</u> Cash Match for FVI Grant	57,172.49	3,883.07	42,235.33	0.00	14,937.16	26.13 %
<u>100-476-4131</u> Cash Match V.A. Grant	2,800.00	319.58	3,592.06	0.00	-792.06	-28.29 %
<u>100-476-4132</u> Cash Match Travel & Training- V.A. Grant	0.00	0.00	0.00	0.00	0.00	0.00 %
<u>100-476-4133</u> Cash Match Supplies/Equip-V.A. Grant	0.00	0.00	0.00	0.00	0.00	0.00 %
<u>100-476-4134</u> Grant Insurance Expense Transfer	0.00	0.00	0.00	0.00	0.00	0.00 %
<u>100-476-4135</u> Court Costs & Services	2,000.00	0.00	264.38	0.00	1,735.62	86.78 %
<u>100-476-4145</u> Transcripts	1,500.00	95.00	195.00	0.00	1,305.00	87.00 %
<u>100-476-4230</u> Bonds	500.00	0.00	0.00	0.00	500.00	100.00 %
<u>100-476-4502</u> Educational Expense	10,000.00	0.00	4,082.32	0.00	5,917.68	59.18 %
<u>100-476-4600</u> Assoc & Organization Dues	2,031.00	0.00	2,031.00	0.00	0.00	0.00 %
<u>100-476-5500</u> Vehicles	0.00	0.00	0.00	0.00	0.00	0.00 %
<u>100-476-7000</u> Grant Expenditures	0.00	0.00	0.00	0.00	0.00	0.00 %
<u>100-476-7002</u> COVID Payroll Contra	0.00	0.00	0.00	0.00	0.00	0.00 %
Department: 476 - District Attorney Total:	600,589.14	44,954.36	502,443.39	242.60	97,903.15	16.30 %
Department: 490 - Elections						
<u>100-490-1100</u> Salary Appointed Official	43,400.00	3,616.68	39,783.48	0.00	3,616.52	8.33 %
<u>100-490-1200</u> Salary Regular Employee	27,400.00	2,283.34	25,116.74	0.00	2,283.26	8.33 %
<u>100-490-1300</u> PT Election Workers	0.00	0.00	0.00	0.00	0.00	0.00 %
<u>100-490-1400</u> Longevity	472.00	40.00	428.00	0.00	44.00	9.32 %
<u>100-490-1500</u> Election Workers	20,500.00	0.00	21,662.25	0.00	-1,162.25	-5.67 %
<u>100-490-1960</u> Leave Time / Excess Comp Paid	500.00	0.00	653.69	0.00	-153.69	-30.74 %
<u>100-490-2200</u> FICA Taxes	7,058.80	494.60	4,829.70	0.00	2,229.10	31.58 %
<u>100-490-2300</u> Retirement Match	6,073.35	544.10	5,531.75	0.00	541.60	8.92 %
<u>100-490-3040</u> Election Materials	9,000.00	3,894.89	8,419.31	300.00	280.69	3.12 %
<u>100-490-3049</u> Chapter 19 expenditures	10,000.00	1,507.03	8,930.73	750.00	319.27	3.19 %
<u>100-490-4502</u> Educational Expense	2,700.00	0.00	2,695.91	0.00	4.09	0.15 %
<u>100-490-4520</u> Local Travel Reimbursement	300.00	0.00	253.02	0.00	46.98	15.66 %
<u>100-490-4700</u> Equipment Payments	55,320.00	0.00	55,316.66	0.00	3.34	0.01 %
<u>100-490-4750</u> Facilities Lease	100.00	0.00	50.00	0.00	50.00	50.00 %
<u>100-490-5200</u> Computer Equipment	30,500.00	1,281.25	30,444.33	0.00	55.67	0.18 %
<u>100-490-6500</u> Interest-Equipment Lease	0.00	0.00	0.00	0.00	0.00	0.00 %
Department: 490 - Elections Total:	213,324.15	13,591.89	204,115.57	1,050.00	8,158.58	3.82 %
Department: 495 - County Auditor						
<u>100-495-1100</u> Salary Appointed Official	58,400.00	4,866.68	53,533.48	0.00	4,866.52	8.33 %
<u>100-495-1200</u> Salary Regular Employee	72,800.00	6,066.68	66,733.48	0.00	6,066.52	8.33 %
<u>100-495-1400</u> Longevity	1,538.00	132.00	1,386.00	0.00	152.00	9.88 %
<u>100-495-1960</u> Leave Time / Excess Comp Paid	1.00	0.00	0.00	0.00	1.00	100.00 %
<u>100-495-2200</u> FICA Taxes	10,154.53	815.40	8,962.58	0.00	1,191.95	11.74 %
<u>100-495-2300</u> Retirement Match	11,232.38	1,013.60	10,218.38	0.00	1,014.00	9.03 %
<u>100-495-3010</u> Office Supplies	1,200.00	358.41	701.99	379.99	118.02	9.84 %
<u>100-495-3095</u> Books & Publications	300.00	0.00	0.00	0.00	300.00	100.00 %
<u>100-495-4230</u> Bonds	200.00	0.00	100.00	0.00	100.00	50.00 %
<u>100-495-4502</u> Educational Expense	2,400.00	0.00	699.00	0.00	1,701.00	70.88 %
<u>100-495-4600</u> Assoc & Organization Dues	400.00	0.00	365.00	0.00	35.00	8.75 %
<u>100-495-7002</u> COVID Payroll Contra	0.00	0.00	0.00	0.00	0.00	0.00 %
Department: 495 - County Auditor Total:	158,625.91	13,252.77	142,699.91	379.99	15,546.01	9.80 %
Department: 497 - County Treasurer						
<u>100-497-1000</u> Salary Elected Official	45,942.48	3,828.54	42,113.94	0.00	3,828.54	8.33 %
<u>100-497-1200</u> Salary Regular Employee	91,884.48	7,657.06	84,227.66	0.00	7,656.82	8.33 %
<u>100-497-1300</u> Wages Part Time Employees	0.00	0.00	0.00	0.00	0.00	0.00 %
<u>100-497-1400</u> Longevity	1,238.00	108.00	1,136.00	0.00	102.00	8.24 %

Auditor's Budget Report

For Fiscal: 2021-2022 Period Ending: 08/31/2022

	Current Total Budget	Period Activity	Fiscal Activity	Encumbrances	Variance Favorable (Unfavorable)	Percent Remaining
<u>100-497-1960</u> Leave Time / Excess Comp Paid	0.00	0.00	0.00	0.00	0.00	0.00 %
<u>100-497-2200</u> FICA Taxes	10,638.47	849.90	9,306.35	0.00	1,332.12	12.52 %
<u>100-497-2300</u> Retirement Match	11,767.68	1,062.00	10,707.46	0.00	1,060.22	9.01 %
<u>100-497-3010</u> Office Supplies	3,900.00	0.00	3,590.41	202.06	107.53	2.76 %
<u>100-497-4230</u> Bonds	100.00	0.00	100.00	0.00	0.00	0.00 %
<u>100-497-4502</u> Educational Expense	5,500.00	429.13	2,931.29	617.55	1,951.16	35.48 %
<u>100-497-4520</u> Local Travel Reimbursement	350.00	0.00	66.42	0.00	283.58	81.02 %
<u>100-497-4600</u> Assoc & Organization Dues	200.00	0.00	215.00	0.00	-15.00	-7.50 %
Department: 497 - County Treasurer Total:	171,521.11	13,934.63	154,394.53	819.61	16,306.97	9.51 %
Department: 499 - Tax Assessor						
<u>100-499-1000</u> Salary Elected Official	45,942.48	3,828.54	42,113.94	0.00	3,828.54	8.33 %
<u>100-499-1200</u> Salary Regular Employee	312,675.20	25,942.76	274,556.55	0.00	38,118.65	12.19 %
<u>100-499-1300</u> Part Time Employees	0.00	0.00	0.00	0.00	0.00	0.00 %
<u>100-499-1400</u> Longevity	2,804.00	232.00	2,498.00	0.00	306.00	10.91 %
<u>100-499-1960</u> Leave Time / Excess Comp Paid	350.00	0.00	958.83	0.00	-608.83	-173.95 %
<u>100-499-2200</u> FICA Taxes	27,675.53	2,205.05	23,384.25	0.00	4,291.28	15.51 %
<u>100-499-2300</u> Retirement Match	30,613.12	2,748.32	26,847.93	0.00	3,765.19	12.30 %
<u>100-499-3010</u> Office Supplies	4,950.00	0.00	4,194.85	0.00	755.15	15.26 %
<u>100-499-4230</u> Bonds	511.00	0.00	511.00	0.00	0.00	0.00 %
<u>100-499-4495</u> Contracted Services	25,000.00	182.00	21,203.59	0.00	3,796.41	15.19 %
<u>100-499-4502</u> Educational Expense	5,500.00	0.00	2,954.99	0.00	2,545.01	46.27 %
<u>100-499-4520</u> Local Travel Reimbursement	2,000.00	201.63	989.43	0.00	1,010.57	50.53 %
<u>100-499-4600</u> Assoc & Organization Dues	450.00	0.00	320.00	0.00	130.00	28.89 %
<u>100-499-5200</u> Computer Equipment & Software	32,500.00	0.00	26,199.00	0.00	6,301.00	19.39 %
<u>100-499-7002</u> COVID Payroll Contra	0.00	0.00	0.00	0.00	0.00	0.00 %
Department: 499 - Tax Assessor Total:	490,971.33	35,340.30	426,732.36	0.00	64,238.97	13.08 %
Department: 505 - Appraisal District						
<u>100-505-4640</u> Appraisal District Pro-Rata	277,394.25	66,783.75	267,135.00	0.00	10,259.25	3.70 %
Department: 505 - Appraisal District Total:	277,394.25	66,783.75	267,135.00	0.00	10,259.25	3.70 %
Department: 510 - County Buildings						
<u>100-510-1100</u> Salary Appointed Official	37,576.00	3,131.34	34,444.74	0.00	3,131.26	8.33 %
<u>100-510-1200</u> Salary Regular Employee	52,800.08	4,373.67	47,894.22	0.00	4,905.86	9.29 %
<u>100-510-1300</u> Wages Part Time Employees	0.00	0.00	0.00	0.00	0.00	0.00 %
<u>100-510-1400</u> Longevity	714.00	52.00	578.00	0.00	136.00	19.05 %
<u>100-510-1960</u> Leave Time / Excess Comp Paid	560.00	0.00	1,663.18	0.00	-1,103.18	-197.00 %
<u>100-510-2200</u> FICA Taxes	7,011.23	571.59	6,483.17	0.00	528.06	7.53 %
<u>100-510-2300</u> Retirement Match	7,755.43	692.22	7,157.69	0.00	597.74	7.71 %
<u>100-510-3110</u> Uniforms & Accessories	200.00	0.00	0.00	0.00	200.00	100.00 %
<u>100-510-3200</u> Gasoline	5,500.00	630.78	6,564.40	0.00	-1,064.40	-19.35 %
<u>100-510-3220</u> Oil, Grease & Lubricants	300.00	16.89	101.98	0.00	198.02	66.01 %
<u>100-510-3380</u> Miscellaneous Expenses	12,000.00	670.92	4,035.54	200.00	7,764.46	64.70 %
<u>100-510-3390</u> Handtools	1,100.00	53.94	801.62	0.00	298.38	27.13 %
<u>100-510-3400</u> Lawns & Grounds	4,200.00	120.70	1,923.66	0.00	2,276.34	54.20 %
<u>100-510-3420</u> Vehicle Repair & Maintenance	6,000.00	209.24	3,111.12	500.00	2,388.88	39.81 %
<u>100-510-3460</u> Plumbing	6,000.00	63.15	3,767.49	0.00	2,232.51	37.21 %
<u>100-510-3470</u> Electrical	4,500.00	1.71	3,433.47	0.00	1,066.53	23.70 %
<u>100-510-3480</u> Janitorial Supplies	10,000.00	1,146.02	7,758.82	0.00	2,241.18	22.41 %
<u>100-510-3485</u> COVID-19 Expenses	0.00	0.00	0.00	0.00	0.00	0.00 %
<u>100-510-4300</u> Electricity	150,000.00	20,063.91	136,033.77	0.00	13,966.23	9.31 %
<u>100-510-4310</u> Water, Sewer & Garbage	70,000.00	5,826.76	51,675.38	0.00	18,324.62	26.18 %
<u>100-510-4320</u> Natural Gas	20,000.00	1,096.48	19,239.86	0.00	760.14	3.80 %
<u>100-510-4495</u> Contracted Services	13,000.00	0.00	6,787.20	4,800.00	1,412.80	10.87 %
<u>100-510-4496</u> HVAC Repair	45,000.00	629.41	31,177.83	0.00	13,822.17	30.72 %
<u>100-510-5100</u> Facilities Improvement	30,000.00	3,900.73	15,004.77	0.00	14,995.23	49.98 %
<u>100-510-7002</u> COVID Payroll Contra	0.00	0.00	0.00	0.00	0.00	0.00 %
Department: 510 - County Buildings Total:	484,216.74	43,251.46	389,637.91	5,500.00	89,078.83	18.40 %

Auditor's Budget Report

For Fiscal: 2021-2022 Period Ending: 08/31/2022

	Current Total Budget	Period Activity	Fiscal Activity	Encumbrances	Variance Favorable (Unfavorable)	Percent Remaining
Department: 551 - Constable #1						
<u>100-551-1000</u> Salary Elected Official	28,591.68	2,382.64	26,209.04	0.00	2,382.64	8.33 %
<u>100-551-2200</u> FICA Taxes	2,187.26	159.66	1,756.26	0.00	431.00	19.71 %
<u>100-551-2300</u> Retirement Match	2,604.52	218.24	2,201.26	0.00	403.26	15.48 %
<u>100-551-3010</u> Office Supplies	300.00	0.00	299.51	0.00	0.49	0.16 %
<u>100-551-3110</u> Uniforms & Accessories	300.00	0.00	89.01	0.00	210.99	70.33 %
<u>100-551-3145</u> Guns & Ammunition	950.00	937.19	937.19	0.00	12.81	1.35 %
<u>100-551-3200</u> Gasoline	3,500.00	373.89	2,735.76	0.00	764.24	21.84 %
<u>100-551-3420</u> Vehicle Repair & Maintenance	500.00	324.00	402.75	0.00	97.25	19.45 %
<u>100-551-4230</u> Bonds	50.00	0.00	50.00	0.00	0.00	0.00 %
<u>100-551-4502</u> Educational Expense	0.00	0.00	0.00	0.00	0.00	0.00 %
<u>100-551-4600</u> Assoc & Organization Dues	0.00	0.00	0.00	0.00	0.00	0.00 %
<u>100-551-5350</u> Communication Equipment	9,800.00	0.00	9,152.11	0.00	647.89	6.61 %
<u>100-551-5500</u> Vehicles	44,758.00	0.00	44,758.00	0.00	0.00	0.00 %
<u>100-551-7000</u> Misc Expense of Donated Funds	0.00	0.00	0.00	0.00	0.00	0.00 %
<u>100-551-7002</u> COVID Payroll Contra	0.00	0.00	0.00	0.00	0.00	0.00 %
Department: 551 - Constable #1 Total:	93,541.46	4,395.62	88,590.89	0.00	4,950.57	5.29 %
Department: 552 - Constable #2						
<u>100-552-1000</u> Salary Elected Official	28,591.68	2,382.64	26,209.04	0.00	2,382.64	8.33 %
<u>100-552-2200</u> FICA Taxes	2,187.26	167.76	1,859.34	0.00	327.92	14.99 %
<u>100-552-2300</u> Retirement Match	2,604.51	218.24	2,201.26	0.00	403.25	15.48 %
<u>100-552-3010</u> Office Supplies	250.00	0.00	0.00	0.00	250.00	100.00 %
<u>100-552-3110</u> Uniforms & Accessories	400.00	0.00	288.99	0.00	111.01	27.75 %
<u>100-552-3145</u> Guns & Ammunition	350.00	0.00	0.00	0.00	350.00	100.00 %
<u>100-552-3200</u> Gasoline	700.00	73.79	413.47	0.00	286.53	40.93 %
<u>100-552-3420</u> Vehicle Repair & Maintenance	500.00	0.00	21.75	0.00	478.25	95.65 %
<u>100-552-4230</u> Bonds	0.00	0.00	50.00	0.00	-50.00	0.00 %
<u>100-552-4600</u> Assoc & Organization Dues	100.00	0.00	0.00	0.00	100.00	100.00 %
<u>100-552-5350</u> Communication Equipment	0.00	0.00	0.00	0.00	0.00	0.00 %
<u>100-552-5500</u> Vehicles	44,758.00	0.00	44,758.00	0.00	0.00	0.00 %
<u>100-552-7000</u> Misc Expense of Donated Funds	0.00	0.00	0.00	0.00	0.00	0.00 %
Department: 552 - Constable #2 Total:	80,441.45	2,842.43	75,801.85	0.00	4,639.60	5.77 %
Department: 553 - Constable #3						
<u>100-553-1000</u> Salary Elected Official	28,591.68	2,382.64	26,209.04	0.00	2,382.64	8.33 %
<u>100-553-2200</u> FICA Taxes	2,187.26	181.80	2,008.74	0.00	178.52	8.16 %
<u>100-553-2300</u> Retirement Match	2,604.52	218.24	2,201.26	0.00	403.26	15.48 %
<u>100-553-3010</u> Office Supplies	250.00	0.00	70.67	0.00	179.33	71.73 %
<u>100-553-3110</u> Uniforms & Accessories	400.00	0.00	212.69	0.00	187.31	46.83 %
<u>100-553-3145</u> Guns & Ammunition	350.00	0.00	0.00	0.00	350.00	100.00 %
<u>100-553-3200</u> Gasoline	2,000.00	163.32	1,459.96	0.00	540.04	27.00 %
<u>100-553-3420</u> Vehicle Repair & Maintenance	500.00	0.00	329.75	0.00	170.25	34.05 %
<u>100-553-4230</u> Bonds	50.00	0.00	0.00	0.00	50.00	100.00 %
<u>100-553-4470</u> Communication Maintenance	0.00	0.00	0.00	0.00	0.00	0.00 %
<u>100-553-4600</u> Assoc & Organization Dues	100.00	0.00	60.00	0.00	40.00	40.00 %
<u>100-553-5500</u> Vehicles	44,758.00	0.00	44,758.00	0.00	0.00	0.00 %
<u>100-553-7000</u> Misc Expense of Donated Funds	0.00	0.00	0.00	0.00	0.00	0.00 %
Department: 553 - Constable #3 Total:	81,791.46	2,946.00	77,310.11	0.00	4,481.35	5.48 %
Department: 554 - Constable #4						
<u>100-554-1000</u> Salary Elected Official	28,591.68	2,382.64	26,209.04	0.00	2,382.64	8.33 %
<u>100-554-2200</u> FICA Taxes	2,187.26	178.26	1,960.86	0.00	226.40	10.35 %
<u>100-554-2300</u> Retirement Match	2,604.52	218.24	2,201.26	0.00	403.26	15.48 %
<u>100-554-3010</u> Office Supplies	350.00	0.00	89.00	50.00	211.00	60.29 %
<u>100-554-3110</u> Uniforms & Accessories	59.03	1,194.30	1,239.12	0.00	-1,180.09	-1,999.14 %
<u>100-554-3145</u> Guns & Ammunition	0.00	0.00	0.00	0.00	0.00	0.00 %
<u>100-554-3200</u> Gasoline	3,000.00	163.40	1,860.90	0.00	1,139.10	37.97 %
<u>100-554-3420</u> Vehicle Repair & Maintenance	1,190.97	0.00	958.23	97.09	135.65	11.39 %
<u>100-554-4230</u> Bonds	50.00	0.00	50.00	0.00	0.00	0.00 %

Auditor's Budget Report

For Fiscal: 2021-2022 Period Ending: 08/31/2022

	Current Total Budget	Period Activity	Fiscal Activity	Encumbrances	Variance Favorable (Unfavorable)	Percent Remaining
<u>100-554-4470</u> Communication Maintenance	0.00	0.00	0.00	0.00	0.00	0.00 %
<u>100-554-4502</u> Educational Expense	400.00	0.00	0.00	0.00	400.00	100.00 %
<u>100-554-4600</u> Assoc & Organization Dues	100.00	0.00	0.00	0.00	100.00	100.00 %
<u>100-554-5350</u> Communication Equipment	0.00	0.00	0.00	0.00	0.00	0.00 %
<u>100-554-5500</u> Vehicles	44,758.00	0.00	44,758.00	0.00	0.00	0.00 %
<u>100-554-7000</u> Misc Expense of Donated Funds	0.00	0.00	0.00	0.00	0.00	0.00 %
Department: 554 - Constable #4 Total:	83,291.46	4,136.84	79,326.41	147.09	3,817.96	4.58 %
Department: 560 - County Sheriff						
<u>100-560-1000</u> Salary Elected Official	54,790.32	4,565.85	50,224.46	0.00	4,565.85	8.33 %
<u>100-560-1200</u> Salary Regular Employee	1,292,906.20	112,392.41	1,221,277.91	0.00	71,628.29	5.54 %
<u>100-560-1225</u> Resource Officers	275,672.88	19,690.92	235,966.60	0.00	39,706.28	14.40 %
<u>100-560-1400</u> Longevity	10,282.00	724.00	7,798.00	0.00	2,484.00	24.16 %
<u>100-560-1600</u> Peace Officer Certification Pay	81,900.00	7,200.00	74,212.50	0.00	7,687.50	9.39 %
<u>100-560-1650</u> Law Enforcement Taxable Travel Stipend	1.00	0.00	0.00	0.00	1.00	100.00 %
<u>100-560-1960</u> Leave Time / Excess Comp Paid	116,000.00	6,118.98	102,970.87	0.00	13,029.13	11.23 %
<u>100-560-2200</u> FICA Taxes	140,113.76	11,224.59	126,230.52	0.00	13,883.24	9.91 %
<u>100-560-2300</u> Retirement Match	154,985.96	13,832.35	143,023.44	0.00	11,962.52	7.72 %
<u>100-560-3010</u> Office Supplies	14,000.00	1,165.00	10,473.50	959.26	2,567.24	18.34 %
<u>100-560-3105</u> Investigative Expenses	11,000.00	4.25	9,690.77	184.02	1,125.21	10.23 %
<u>100-560-3110</u> Uniforms & Accessories	26,882.00	1,470.96	19,854.26	3,751.69	3,276.05	12.19 %
<u>100-560-3145</u> Guns & Ammunition	12,850.00	0.00	12,850.00	0.00	0.00	0.00 %
<u>100-560-3200</u> Gasoline	170,000.00	16,196.93	149,509.36	0.00	20,490.64	12.05 %
<u>100-560-3380</u> Miscellaneous Expenses	6,750.00	262.81	2,191.24	14.96	4,543.80	67.32 %
<u>100-560-3420</u> Vehicle Repair & Maintenance	48,250.00	2,380.42	43,143.66	2,897.22	2,209.12	4.58 %
<u>100-560-3485</u> COVID-19 Expenses	0.00	0.00	0.00	0.00	0.00	0.00 %
<u>100-560-4160</u> SANE Exams	0.00	0.00	0.00	0.00	0.00	0.00 %
<u>100-560-4230</u> Bonds	0.00	0.00	0.00	0.00	0.00	0.00 %
<u>100-560-4490</u> Legal Ads & Notices	300.00	0.00	0.00	0.00	300.00	100.00 %
<u>100-560-4495</u> Contracted Services	1,000.00	0.00	0.00	0.00	1,000.00	100.00 %
<u>100-560-4502</u> Educational Expense	21,000.00	0.00	20,903.37	75.00	21.63	0.10 %
<u>100-560-4600</u> Assoc & Organization Dues	1,500.00	0.00	1,125.00	0.00	375.00	25.00 %
<u>100-560-5350</u> Communication Equipment	18,500.00	830.03	11,276.13	0.00	7,223.87	39.05 %
<u>100-560-5500</u> Vehicles	98,060.00	0.00	98,018.50	0.00	41.50	0.04 %
<u>100-560-5900</u> Light Bars, Sirens, etc	750.00	0.00	750.00	0.00	0.00	0.00 %
<u>100-560-7000</u> Body Cameras - State Grant	23,340.00	0.00	23,168.46	0.00	171.54	0.73 %
<u>100-560-7002</u> COVID Payroll Contra	0.00	0.00	0.00	0.00	0.00	0.00 %
<u>100-560-7100</u> Misc Expense of Donated Funds	0.00	0.00	0.00	0.00	0.00	0.00 %
Department: 560 - County Sheriff Total:	2,580,834.12	198,059.51	2,364,658.55	7,882.15	208,293.42	8.07 %
Department: 565 - County Jail						
<u>100-565-1200</u> Salary Regular Employee	1,570,648.53	117,311.44	1,309,813.40	0.00	260,835.13	16.61 %
<u>100-565-1300</u> Wages Part Time Employees	15,000.00	0.00	0.00	0.00	15,000.00	100.00 %
<u>100-565-1400</u> Longevity	9,468.00	592.00	6,324.00	0.00	3,144.00	33.21 %
<u>100-565-1600</u> Peace Officer Certification Pay	0.00	0.00	0.00	0.00	0.00	0.00 %
<u>100-565-1650</u> Law Enforcement Taxable Travel Stipend	3,120.00	0.00	0.00	0.00	3,120.00	100.00 %
<u>100-565-1960</u> Leave Time / Excess Comp Paid	130,000.00	12,735.60	125,141.66	0.00	4,858.34	3.74 %
<u>100-565-2200</u> FICA Taxes	132,210.09	9,688.81	106,601.42	0.00	25,608.67	19.37 %
<u>100-565-2300</u> Retirement Match	146,243.37	11,966.60	120,927.01	0.00	25,316.36	17.31 %
<u>100-565-3100</u> Employee Medical Exam	6,000.00	85.00	2,135.00	680.00	3,185.00	53.08 %
<u>100-565-3120</u> Inmate Clothing & Bedding	6,500.00	715.56	6,500.00	0.00	0.00	0.00 %
<u>100-565-3125</u> Prescriptions	55,000.00	3,092.38	46,440.68	0.00	8,559.32	15.56 %
<u>100-565-3135</u> Food	268,000.00	27,766.66	243,566.81	14,632.40	9,800.79	3.66 %
<u>100-565-3150</u> Inmate Transport	4,500.00	0.00	318.06	0.00	4,181.94	92.93 %
<u>100-565-3160</u> Inmate Medical	55,000.00	3,801.61	46,222.19	0.00	8,777.81	15.96 %
<u>100-565-3480</u> Janitorial Supplies	40,600.00	3,481.39	35,552.54	2,303.68	2,743.78	6.76 %
<u>100-565-3485</u> COVID-19 Expenses	0.00	0.00	0.00	0.00	0.00	0.00 %
<u>100-565-4495</u> Contracted Services	3,000.00	91.09	1,501.33	0.00	1,498.67	49.96 %
<u>100-565-5100</u> Facilities Maintenance	51,900.00	6,320.39	45,539.02	4,535.70	1,825.28	3.52 %

Auditor's Budget Report

For Fiscal: 2021-2022 Period Ending: 08/31/2022

	Current Total Budget	Period Activity	Fiscal Activity	Encumbrances	Variance Favorable (Unfavorable)	Percent Remaining
<u>100-565-7002 COVID Payroll Contra</u>	0.00	0.00	0.00	0.00	0.00	0.00 %
Department: 565 - County Jail Total:	2,497,189.99	197,648.47	2,096,583.12	22,151.78	378,455.09	15.16 %
Department: 570 - Adult Probation						
<u>100-570-4330 Local Telephone Service</u>	0.00	0.00	0.00	0.00	0.00	0.00 %
Department: 570 - Adult Probation Total:	0.00	0.00	0.00	0.00	0.00	0.00 %
Department: 574 - Juvenile Probation Board						
<u>100-574-1900 Salary Supplements</u>	13,200.00	1,100.00	12,100.00	0.00	1,100.00	8.33 %
<u>100-574-2200 FICA Taxes</u>	1,009.80	83.26	915.86	0.00	93.94	9.30 %
<u>100-574-2300 Retirement Match</u>	858.00	100.76	1,016.32	0.00	-158.32	-18.45 %
Department: 574 - Juvenile Probation Board Total	15,067.80	1,284.02	14,032.18	0.00	1,035.62	6.87 %
Department: 575 - Juvenile Probation						
<u>100-575-3010 Office Supplies (Direct Supervision)</u>	0.00	0.00	0.00	0.00	0.00	0.00 %
<u>100-575-4050 Juvenile Local Funds (See Fund 969)</u>	49,000.00	0.00	49,000.00	0.00	0.00	0.00 %
<u>100-575-4190 Inter-County Contracts (Detention/Pre-Ad</u>	0.00	0.00	0.00	0.00	0.00	0.00 %
<u>100-575-4192 Non Secure Placement</u>	0.00	0.00	0.00	0.00	0.00	0.00 %
<u>100-575-4495 External Contracts (Comm Based General)</u>	0.00	0.00	0.00	0.00	0.00	0.00 %
<u>100-575-4502 Educational Expense</u>	0.00	0.00	0.00	0.00	0.00	0.00 %
<u>100-575-4520 Travel & Training (Direct Supervision)</u>	0.00	0.00	0.00	0.00	0.00	0.00 %
Department: 575 - Juvenile Probation Total:	49,000.00	0.00	49,000.00	0.00	0.00	0.00 %
Department: 580 - DPS						
<u>100-580-1200 Salary Regular Employee</u>	27,400.00	2,283.34	25,116.74	0.00	2,283.26	8.33 %
<u>100-580-1400 Longevity</u>	30.00	4.00	28.00	0.00	2.00	6.67 %
<u>100-580-1960 Leave Time / Excess Comp Paid</u>	0.00	0.00	105.57	0.00	-105.57	0.00 %
<u>100-580-2200 FICA Taxes</u>	2,098.40	154.06	1,701.54	0.00	396.86	18.91 %
<u>100-580-2300 Retirement Match</u>	2,321.13	209.52	2,121.79	0.00	199.34	8.59 %
<u>100-580-3380 Miscellaneous Expenses</u>	2,000.00	0.00	442.00	568.85	989.15	49.46 %
<u>100-580-5800 Radar</u>	0.00	0.00	0.00	0.00	0.00	0.00 %
Department: 580 - DPS Total:	33,849.53	2,650.92	29,515.64	568.85	3,765.04	11.12 %
Department: 611 - Road & Bridge						
<u>100-611-1100 Salary Appointed Official</u>	63,400.00	5,283.34	58,116.74	0.00	5,283.26	8.33 %
<u>100-611-1200 Salary Regular Employee</u>	1,081,890.56	82,470.31	890,825.30	0.00	191,065.26	17.66 %
<u>100-611-1300 Wages Part Time Employees</u>	0.00	1,200.00	2,580.00	0.00	-2,580.00	0.00 %
<u>100-611-1400 Longevity</u>	10,016.00	688.00	7,956.00	0.00	2,060.00	20.57 %
<u>100-611-1600 Employee Certification Pay</u>	0.00	300.00	300.00	0.00	-300.00	0.00 %
<u>100-611-1960 Leave Time / Excess Comp Paid</u>	29,000.00	2,523.00	26,867.69	0.00	2,132.31	7.35 %
<u>100-611-2200 FICA Taxes</u>	91,176.56	6,795.62	72,436.30	0.00	18,740.26	20.55 %
<u>100-611-2300 Retirement Match</u>	100,854.39	8,469.75	82,610.24	0.00	18,244.15	18.09 %
<u>100-611-3010 Office Supplies</u>	1,000.00	6.34	355.30	50.88	593.82	59.38 %
<u>100-611-3110 Uniforms & Accessories</u>	18,500.00	1,646.01	18,329.90	0.00	170.10	0.92 %
<u>100-611-3200 Gasoline</u>	141,000.00	-7,684.05	103,384.28	24,000.00	13,615.72	9.66 %
<u>100-611-3210 Diesel</u>	155,000.00	27,666.17	140,695.83	6,970.34	7,333.83	4.73 %
<u>100-611-3220 Oil, Grease & Lubricants</u>	20,000.00	429.96	17,230.11	670.00	2,099.89	10.50 %
<u>100-611-3230 Batteries</u>	7,500.00	1,172.24	2,582.61	620.00	4,297.39	57.30 %
<u>100-611-3240 Tires & Tubes</u>	40,000.00	3,377.10	37,313.48	660.00	2,026.52	5.07 %
<u>100-611-3300 Culverts</u>	12,000.00	0.00	8,125.98	600.00	3,274.02	27.28 %
<u>100-611-3320 Road Repair Funded by Donations</u>	0.00	0.00	0.00	0.00	0.00	0.00 %
<u>100-611-3330 Sand & Gravel</u>	157,500.00	0.00	135,190.37	0.00	22,309.63	14.16 %
<u>100-611-3340 Road Oil</u>	289,241.60	15,936.00	289,177.60	0.00	64.00	0.02 %
<u>100-611-3350 Plant Mix Asphalt</u>	605,692.45	104,316.24	555,370.21	42,722.70	7,599.54	1.25 %
<u>100-611-3360 Signs & Safety</u>	8,000.00	0.00	2,769.23	0.00	5,230.77	65.38 %
<u>100-611-3380 Miscellaneous Expenses</u>	5,000.00	17.63	3,374.44	450.00	1,175.56	23.51 %
<u>100-611-3390 Handtools</u>	10,000.00	100.07	4,937.73	875.00	4,187.27	41.87 %
<u>100-611-3420 Vehicle Repair & Maintenance</u>	88,000.00	12,353.03	63,073.27	4,384.34	20,542.39	23.34 %
<u>100-611-3430 Equipment Repair & Maintenance</u>	80,000.00	2,405.08	53,715.01	1,743.00	24,541.99	30.68 %
<u>100-611-4495 Contracted Services</u>	76,000.00	2,367.20	74,624.60	0.00	1,375.40	1.81 %
<u>100-611-4520 Local Travel Reimbursement</u>	500.00	0.00	90.67	0.00	409.33	81.87 %
<u>100-611-4700 Equipment Lease</u>	98,227.00	0.00	98,202.37	0.00	24.63	0.03 %

Auditor's Budget Report

For Fiscal:2021-2022 Period Ending: 08/31/2022

	Current Total Budget	Period Activity	Fiscal Activity	Encumbrances	Variance Favorable (Unfavorable)	Percent Remaining
<u>100-611-5100</u> Facilities Improvement	36,174.68	283.84	35,400.30	600.00	174.38	0.48 %
<u>100-611-5600</u> Road Equipment	298,730.44	0.00	259,571.97	0.00	39,158.47	13.11 %
<u>100-611-6500</u> Interest-Equipment Lease	0.00	0.00	0.00	0.00	0.00	0.00 %
<u>100-611-7000</u> FY 22 Disaster Expenses	0.00	0.00	0.00	0.00	0.00	0.00 %
<u>100-611-7002</u> COVID Payroll Contra	0.00	0.00	0.00	0.00	0.00	0.00 %
Department: 611 - Road & Bridge Total:	3,524,403.68	272,122.88	3,045,207.53	84,346.26	394,849.89	11.20 %
Department: 625 - Right of Way						
<u>100-625-5050</u> Right of Way Acquisition	0.00	0.00	0.00	0.00	0.00	0.00 %
Department: 625 - Right of Way Total:	0.00	0.00	0.00	0.00	0.00	0.00 %
Department: 633 - Allocations to Organizations						
<u>100-633-4630</u> Gladewater Library	1,000.00	0.00	0.00	0.00	1,000.00	100.00 %
<u>100-633-4631</u> Northeast Texas Child Advocacy Center	0.00	0.00	0.00	0.00	0.00	0.00 %
<u>100-633-4633</u> Meals on Wheels	2,100.00	0.00	0.00	0.00	2,100.00	100.00 %
<u>100-633-4634</u> Sabine Valley MHMR	15,000.00	0.00	15,000.00	0.00	0.00	0.00 %
<u>100-633-4637</u> CASA	10,000.00	0.00	10,000.00	0.00	0.00	0.00 %
<u>100-633-4638</u> East Texas Council on Alcoholism & Drug	1,000.00	0.00	1,000.00	0.00	0.00	0.00 %
<u>100-633-4639</u> Northeast Texas Regional Mobility Author	2,000.00	0.00	2,000.00	0.00	0.00	0.00 %
<u>100-633-4641</u> Literacy Program	0.00	0.00	0.00	0.00	0.00	0.00 %
<u>100-633-4642</u> County Historical Commission	2,000.00	0.00	0.00	0.00	2,000.00	100.00 %
Department: 633 - Allocations to Organizations T	33,100.00	0.00	28,000.00	0.00	5,100.00	15.41 %
Department: 642 - Indigent Health						
<u>100-642-3010</u> Office Supplies	200.00	15.00	63.75	0.00	136.24	68.12 %
<u>100-642-4495</u> Contracted Services	0.00	0.00	0.00	0.00	0.00	0.00 %
<u>100-642-4502</u> Educational Expense	1,500.00	0.00	0.00	0.00	1,500.00	100.00 %
<u>100-642-4801</u> Physician, Non	63,800.00	976.52	6,473.18	0.00	57,326.82	89.85 %
<u>100-642-4802</u> Prescription Drugs	23,000.00	1,075.63	8,980.69	0.00	14,019.31	60.95 %
<u>100-642-4803</u> Hospital Charges	137,500.00	0.00	6,582.85	0.00	130,917.15	95.21 %
Department: 642 - Indigent Health Total:	226,000.00	2,067.15	22,100.48	0.00	203,899.52	90.22 %
Department: 650 - County Library						
<u>100-650-1100</u> Salary Appointed Official	39,563.92	3,297.00	35,885.65	0.00	3,678.27	9.30 %
<u>100-650-1200</u> Salary Regular Employee	79,060.88	6,588.42	70,444.99	0.00	8,615.89	10.90 %
<u>100-650-1300</u> Wages Part Time Employees	0.00	894.00	3,987.00	0.00	-3,987.00	0.00 %
<u>100-650-1400</u> Longevity	452.00	16.00	164.00	0.00	288.00	63.72 %
<u>100-650-1960</u> Leave Time / Excess Comp Paid	1.00	0.00	3,224.39	0.00	-3,223.39	322,339.00 %
<u>100-650-2200</u> FICA Taxes	9,109.45	824.30	8,681.56	0.00	427.89	4.70 %
<u>100-650-2300</u> Retirement Match	10,076.36	988.85	9,536.19	0.00	540.17	5.36 %
<u>100-650-3010</u> Office Supplies	6,838.20	53.88	6,838.20	0.00	0.00	0.00 %
<u>100-650-3097</u> Subscriptions	2,595.21	0.00	2,595.21	0.00	0.00	0.00 %
<u>100-650-3380</u> Miscellaneous Expenses	1,781.82	0.00	1,781.82	0.00	0.00	0.00 %
<u>100-650-4495</u> Contracted Services	3,664.88	51.24	3,664.88	0.00	0.00	0.00 %
<u>100-650-4502</u> Educational Expense	1,538.73	0.00	1,538.73	0.00	0.00	0.00 %
<u>100-650-4600</u> Assoc & Organization Dues	391.00	0.00	391.00	0.00	0.00	0.00 %
<u>100-650-4680</u> Saturday Programs	1,969.82	0.00	1,969.82	0.00	0.00	0.00 %
<u>100-650-5100</u> Facility Improvements	0.00	0.00	0.00	0.00	0.00	0.00 %
<u>100-650-5475</u> Library Materials	42,645.34	1,839.13	40,662.92	30.03	1,952.39	4.58 %
<u>100-650-5700</u> Replacement of Lost or Damaged Books	400.00	0.00	0.00	514.04	-114.04	-28.51 %
<u>100-650-7000</u> Library Grant	0.00	0.00	0.00	0.00	0.00	0.00 %
<u>100-650-7002</u> COVID Payroll Contra	0.00	0.00	0.00	0.00	0.00	0.00 %
Department: 650 - County Library Total:	200,088.61	14,552.82	191,366.36	544.07	8,178.18	4.09 %
Department: 655 - Historical Commission						
<u>100-655-4495</u> Texas Historical Grant Expenditures	0.00	0.00	0.00	0.00	0.00	0.00 %
Department: 655 - Historical Commission Total:	0.00	0.00	0.00	0.00	0.00	0.00 %
Department: 665 - Extension Service						
<u>100-665-1200</u> Salary Regular Employee	21,374.70	1,275.62	17,256.16	0.00	4,118.54	19.27 %
<u>100-665-1960</u> Leave Time / Excess Comp Paid	1.00	0.00	0.00	0.00	1.00	100.00 %
<u>100-665-2200</u> FICA Taxes	1,635.24	97.60	1,320.25	0.00	314.99	19.26 %

Auditor's Budget Report

For Fiscal: 2021-2022 Period Ending: 08/31/2022

	Current Total Budget	Period Activity	Fiscal Activity	Encumbrances	Variance Favorable (Unfavorable)	Percent Remaining
<u>100-665-3010</u> Office Supplies	600.00	0.00	489.11	0.00	110.89	18.48 %
<u>100-665-4502</u> Education & Travel	10,000.00	932.56	9,950.55	0.00	49.45	0.49 %
<u>100-665-4600</u> Assoc & Organization Dues	460.00	0.00	460.00	0.00	0.00	0.00 %
Department: 665 - Extension Service Total:	34,070.94	2,305.78	29,476.07	0.00	4,594.87	13.49 %
Department: 685 - Waste Disposal						
<u>100-685-4495</u> Contracted Services - Free Dump Days	11,000.00	876.00	3,848.50	0.00	7,151.50	65.01 %
Department: 685 - Waste Disposal Total:	11,000.00	876.00	3,848.50	0.00	7,151.50	65.01 %
Department: 790 - Transfers						
<u>100-790-9019</u> Transfer To Fund 101 Insurance	0.00	0.00	0.00	0.00	0.00	0.00 %
Department: 790 - Transfers Total:	0.00	0.00	0.00	0.00	0.00	0.00 %
Expense Total:	15,143,623.88	1,141,872.54	12,929,052.53	142,735.47	2,071,835.88	13.68 %
Fund: 100 - GENERAL FUND Surplus (Deficit):	-700,000.00	-645,576.17	2,170,206.73	-142,735.47	2,727,471.26	389.64 %

Auditor's Budget Report

For Fiscal: 2021-2022 Period Ending: 08/31/2022

	Current Total Budget	Period Activity	Fiscal Activity	Encumbrances	Variance Favorable (Unfavorable)	Percent Remaining
Fund: 101 - INSURANCE CLAIMS						
Revenue						
RevCategory: 30 - Property Taxes						
<u>101-300-3000</u> Current Taxes	2,928,248.14	18,347.72	2,766,479.93	0.00	-161,768.21	5.52 %
<u>101-300-3010</u> Penalties & Interest	48,000.00	10,189.78	71,335.64	0.00	23,335.64	148.62 %
RevCategory: 30 - Property Taxes Total:	2,976,248.14	28,537.50	2,837,815.57	0.00	-138,432.57	4.65 %
RevCategory: 37 - Interest						
<u>101-370-3700</u> Interest - TexPool Insurance	200.00	2,709.23	6,174.78	0.00	5,974.78	3,087.39 %
<u>101-370-3701</u> Interest	600.00	8.16	874.42	0.00	274.42	145.74 %
<u>101-370-3702</u> Interest on Insurance Clearing acct	0.00	10.57	93.36	0.00	93.36	0.00 %
RevCategory: 37 - Interest Total:	800.00	2,727.96	7,142.56	0.00	6,342.56	792.82 %
RevCategory: 38 - Miscellaneous Revenues						
<u>101-380-3809</u> TRIA/Wellness Penalty Fees	0.00	0.00	0.00	0.00	0.00	0.00 %
<u>101-380-3815</u> Emp Insurance Dependent Contributions	180,000.00	20,631.48	185,087.27	0.00	5,087.27	102.83 %
<u>101-380-3820</u> Miscellaneous Revenue/Prior Year Refund	0.00	0.00	0.00	0.00	0.00	0.00 %
RevCategory: 38 - Miscellaneous Revenues Total:	180,000.00	20,631.48	185,087.27	0.00	5,087.27	2.83 %
RevCategory: 39 - Transfers In						
<u>101-390-3907</u> Ins Clearing Misc Transfers	0.00	0.00	0.00	0.00	0.00	0.00 %
<u>101-390-3912</u> TRANSFER FROM FUND 100	0.00	0.00	0.00	0.00	0.00	0.00 %
RevCategory: 39 - Transfers In Total:	0.00	0.00	0.00	0.00	0.00	0.00 %
Revenue Total:	3,157,048.14	51,896.94	3,030,045.40	0.00	-127,002.74	4.02 %
Expense						
Department: 409 - Non-Departmental						
<u>101-409-2900</u> Insurance Claims	1,846,000.00	172,795.89	1,276,609.08	0.00	569,390.92	30.84 %
<u>101-409-2910</u> Prescriptions	485,042.69	27,069.49	361,553.63	0.00	123,489.06	25.46 %
<u>101-409-2930</u> Insurance Premiums	601,000.00	46,923.17	522,787.03	0.00	78,212.97	13.01 %
<u>101-409-2940</u> Health Insurance Broker Expense	50,000.00	4,166.66	45,833.26	0.00	4,166.74	8.33 %
Department: 409 - Non-Departmental Total:	2,982,042.69	250,955.21	2,206,783.00	0.00	775,259.69	26.00 %
Department: 790 - Transfers						
<u>101-790-9013</u> INSURANCE CLAIMS - TRANSFERS FAMILY	0.00	0.00	0.00	0.00	0.00	0.00 %
<u>101-790-9027</u> Insurance Claims - Non-budget - Transfer	0.00	0.00	0.00	0.00	0.00	0.00 %
Department: 790 - Transfers Total:	0.00	0.00	0.00	0.00	0.00	0.00 %
Expense Total:	2,982,042.69	250,955.21	2,206,783.00	0.00	775,259.69	26.00 %
Fund: 101 - INSURANCE CLAIMS Surplus (Deficit):	175,005.45	-199,058.27	823,262.40	0.00	648,256.95	-370.42 %
Report Surplus (Deficit):	-524,994.55	-844,634.44	2,993,469.13	-142,735.47	3,375,728.21	643.00 %

Auditor's Budget Report

For Fiscal: 2021-2022 Period Ending: 08/31/2022

RevCategory;Department	Current Total Budget	Period Activity	Fiscal Activity	Encumbrances	Variance Favorable (Unfavorable)	Percent Remaining
Fund: 100 - GENERAL FUND						
Revenue						
30 - Property Taxes	10,318,800.00	102,403.10	10,415,819.13	0.00	97,019.13	-0.94 %
31 - DMV Fees	830,000.00	35,775.19	982,314.53	0.00	152,314.53	-18.35 %
32 - Other Taxes, Licenses & Permits	1,428,500.00	170,793.69	1,612,696.26	0.00	184,196.26	-12.89 %
33 - State & Federal Funding	199,300.00	17,493.69	198,193.34	0.00	-1,106.66	0.56 %
34 - Reimbursements	711,448.76	67,566.84	791,350.83	0.00	79,902.07	-11.23 %
35 - Fees & Fines	849,920.00	78,326.71	876,168.86	0.00	26,248.86	-3.09 %
37 - Interest	10,000.00	21,063.96	59,195.50	0.00	49,195.50	-491.96 %
38 - Miscellaneous Revenues	95,655.12	2,873.19	163,520.81	0.00	67,865.69	-70.95 %
39 - Transfers In	0.00	0.00	0.00	0.00	0.00	0.00 %
Revenue Surplus (Deficit):	14,443,623.88	496,296.37	15,099,259.26	0.00	655,635.38	-4.54 %
Expense						
401 - Commissioner's Court	284,628.27	22,630.28	257,544.62	0.00	27,083.65	9.52 %
403 - County Clerk	203,674.37	15,228.81	179,958.07	405.00	23,311.30	11.45 %
405 - Veterans	0.00	0.00	0.00	0.00	0.00	0.00 %
406 - Emergency Management	26,455.79	2,040.65	23,402.11	0.00	3,053.68	11.54 %
409 - Non-Departmental	783,067.67	21,268.63	612,388.08	13,000.00	157,679.59	20.14 %
410 - Tele Communications	83,800.00	7,246.26	77,750.66	0.00	6,049.34	7.22 %
411 - Computer	425,600.00	8,203.96	376,010.28	5,530.93	44,058.79	10.35 %
426 - County Court	128,380.51	8,196.84	91,397.80	0.00	36,982.71	28.81 %
435 - 115th District Court	668,330.76	72,513.14	508,800.51	0.00	159,530.25	23.87 %
450 - District Clerk	237,646.90	18,349.23	201,816.76	0.00	35,830.14	15.08 %
451 - Justice of the Peace #1	113,054.92	9,232.12	102,007.53	90.00	10,957.39	9.69 %
452 - Justice of the Peace #2	85,710.17	6,818.67	74,480.77	0.00	11,229.40	13.10 %
453 - Justice of the Peace #3	81,204.23	6,757.57	71,569.54	77.14	9,557.55	11.77 %
454 - Justice of the Peace #4	81,757.16	6,388.78	69,949.44	0.00	11,807.72	14.44 %
476 - District Attorney	600,589.14	44,954.36	502,443.39	242.60	97,903.15	16.30 %
490 - Elections	213,324.15	13,591.89	204,115.57	1,050.00	8,158.58	3.82 %
495 - County Auditor	158,625.91	13,252.77	142,699.91	379.99	15,546.01	9.80 %
497 - County Treasurer	171,521.11	13,934.63	154,394.53	819.61	16,306.97	9.51 %
499 - Tax Assessor	490,971.33	35,340.30	426,732.36	0.00	64,238.97	13.08 %
505 - Appraisal District	277,394.25	66,783.75	267,135.00	0.00	10,259.25	3.70 %
510 - County Buildings	484,216.74	43,251.46	389,637.91	5,500.00	89,078.83	18.40 %
551 - Constable #1	93,541.46	4,395.62	88,590.89	0.00	4,950.57	5.29 %
552 - Constable #2	80,441.45	2,842.43	75,801.85	0.00	4,639.60	5.77 %
553 - Constable #3	81,791.46	2,946.00	77,310.11	0.00	4,481.35	5.48 %
554 - Constable #4	83,291.46	4,136.84	79,326.41	147.09	3,817.96	4.58 %
560 - County Sheriff	2,580,834.12	198,059.51	2,364,658.55	7,882.15	208,293.42	8.07 %
565 - County Jail	2,497,189.99	197,648.47	2,096,583.12	22,151.78	378,455.09	15.16 %
570 - Adult Probation	0.00	0.00	0.00	0.00	0.00	0.00 %
574 - Juvenile Probation Board	15,067.80	1,284.02	14,032.18	0.00	1,035.62	6.87 %
575 - Juvenile Probation	49,000.00	0.00	49,000.00	0.00	0.00	0.00 %
580 - DPS	33,849.53	2,650.92	29,515.64	568.85	3,765.04	11.12 %
611 - Road & Bridge	3,524,403.68	272,122.88	3,045,207.53	84,346.26	394,849.89	11.20 %
625 - Right of Way	0.00	0.00	0.00	0.00	0.00	0.00 %
633 - Allocations to Organizations	33,100.00	0.00	28,000.00	0.00	5,100.00	15.41 %
642 - Indigent Health	226,000.00	2,067.15	22,100.48	0.00	203,899.52	90.22 %
650 - County Library	200,088.61	14,552.82	191,366.36	544.07	8,178.18	4.09 %
655 - Historical Commission	0.00	0.00	0.00	0.00	0.00	0.00 %
665 - Extension Service	34,070.94	2,305.78	29,476.07	0.00	4,594.87	13.49 %
685 - Waste Disposal	11,000.00	876.00	3,848.50	0.00	7,151.50	65.01 %
790 - Transfers	0.00	0.00	0.00	0.00	0.00	0.00 %
Expense Total:	15,143,623.88	1,141,872.54	12,929,052.53	142,735.47	2,071,835.88	13.68 %
Fund: 100 - GENERAL FUND Surplus (Deficit):	-700,000.00	-645,576.17	2,170,206.73	-142,735.47	2,727,471.26	389.64 %


Auditor's Budget Report

For Fiscal: 2021-2022 Period Ending: 08/31/2022

RevCategory;Department	Current Total Budget	Period Activity	Fiscal Activity	Encumbrances	Variance Favorable (Unfavorable)	Percent Remaining
Fund: 101 - INSURANCE CLAIMS						
Revenue						
30 - Property Taxes	2,976,248.14	28,537.50	2,837,815.57	0.00	-138,432.57	4.65 %
37 - Interest	800.00	2,727.96	7,142.56	0.00	6,342.56	-792.82 %
38 - Miscellaneous Revenues	180,000.00	20,631.48	185,087.27	0.00	5,087.27	-2.83 %
39 - Transfers In	0.00	0.00	0.00	0.00	0.00	0.00 %
Revenue Surplus (Deficit):	3,157,048.14	51,896.94	3,030,045.40	0.00	-127,002.74	4.02 %
Expense						
409 - Non-Departmental	2,982,042.69	250,955.21	2,206,783.00	0.00	775,259.69	26.00 %
790 - Transfers	0.00	0.00	0.00	0.00	0.00	0.00 %
Expense Total:	2,982,042.69	250,955.21	2,206,783.00	0.00	775,259.69	26.00 %
Fund: 101 - INSURANCE CLAIMS Surplus (Deficit):	175,005.45	-199,058.27	823,262.40	0.00	648,256.95	-370.42 %
Report Surplus (Deficit):	-524,894.55	-844,634.44	2,993,469.13	-142,735.47	3,375,728.21	643.00 %

Fund Summary

Fund	Current Total Budget	Period Activity	Fiscal Activity	Encumbrances	Variance Favorable (Unfavorable)
100 - GENERAL FUND	-700,000.00	-645,576.17	2,170,206.73	-142,735.47	2,727,471.26
101 - INSURANCE CLAIMS	175,005.45	-199,058.27	823,262.40	0.00	648,256.95
Report Surplus (Deficit):	-524,994.55	-844,634.44	2,993,469.13	-142,735.47	3,375,728.21

FILED
 TERRI ROSS
 COUNTY CLERK
 2022 SEP 15 PM 4:06
 UPSHUR COUNTY, TX.
 BY 
 DEPUTY